

Score Card





DEMOGRAPHICS:

Out of 8,481 NCAA athletes, **394** individuals in the study identify as lesbian, gay, bisexual or questioning.

Only **7** individuals identify as transgender student athletes.

None of them are part of a featured collegiate sport and most compete in NCAA Division III.


 VS
 
 There are more women student-athletes who identify as LGBTQ than men who identify as LGBTQ in the study.

LGBTQ athletes are more likely than heterosexual athletes to have other marginalized identities, including:

















- Being a woman
- Being a person of color
- Having a disability
- Not being Christian
- Playing in a non-featured collegiate sport

First year student-athletes are less likely to identify as LGBTQ...



...than are student-athletes who are sophomores, juniors, and seniors+.

LGBTQ REPRESENTATION BY SPORT:

	Underrepresented	Overrepresented		Underrepresented	Overrepresented
Men's Sports	 Basketball  Baseball  Football  Lacrosse	 Cross Country  Tennis  Swim/Dive  Rowing  Gymnastics	Women's Sports	 Cross Country  Gymnastics  Track & Field	 Basketball  Softball  Ice Hockey  Bowling

ONLY 18%

of LGBTQ student-athletes compete in a featured collegiate sport (as defined by each campus) compared to the 27% of heterosexual athletes.

EFFECTS OF CAMPUS CLIMATE ON LGBTQ STUDENT-ATHLETES:



LGBTQ student-athletes experience a more negative campus climate than their heterosexual teammates. They also have lower perceptions of respect from coaches and teammates.



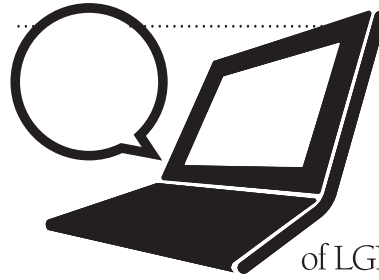
Negative perceptions of campus climate and respect adversely influence LGBTQ student-athletes' athletic identities and academic success.



LGBTQ student-athletes are less likely to believe that their athletic department addresses discrimination among coaches & teammates, leading to lower levels of academic success.



One in four LGBTQ student-athletes are pressured to be silent about their sexual identity among teammates & in playing collegiate sports.



21%

of LGBTQ student-athletes are targets of derogatory remarks via email, Facebook, social media & other electronic means—almost double that of heterosexual teammates on campus

IMPACT OF HARASSMENT ON LGBTQ STUDENT-ATHLETES:

LGBTQ STUDENT-ATHLETES are:

2X more likely to experience harassment than heterosexual teammates

39% report harassment was based on sexual identity, something almost no heterosexual student-athletes reported

3X more likely to experience harassment in housing than heterosexual teammates on campus

NEARLY 6X more likely to be singled out as the resident authority due to their identity compared to heterosexual teammates

51% of LGBTQ student-athletes report feeling deliberately ignored or excluded compared to only 41% of their heterosexual teammates

2-3X more likely to be harassed in on-campus housing, general off-campus settings and at an opponent's venue than their heterosexual teammates

LGBTQ STUDENT ATHLETES ARE ALSO...

2X more likely than heterosexual teammates to make a formal complaint to a university official about harassment

LGBTQ student-athletes are less likely to consider leaving the university and more likely to speak with their coach about harassment than are their heterosexual teammates.

Campus Pride
2012 LGBTQ College Athlete Report

©2012. All rights reserved.